




PRAKASH

Worldwide

Quality, Reliability, Life

INDUCTION MOTOR




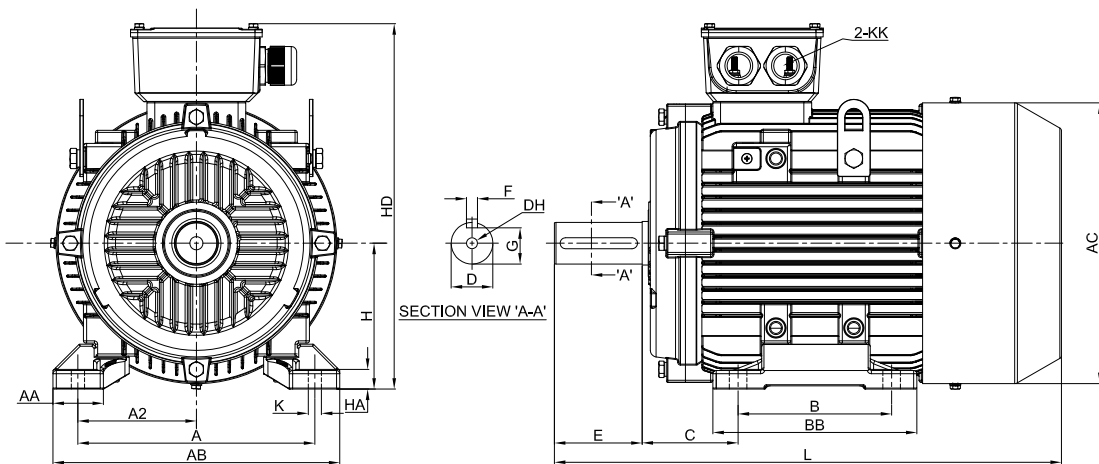
Induction Motor

Applications

- Induction motor is totally enclosed and fan cooled (TEFC Motor)
- Induction motor have outstanding performance, such as high efficiency, energy-saving, high starting torque, low noise, little vibration, reliable operation, re-winding leaf and easy maintenance.
- Induction motor is used for multi-purpose such as:
 - Industrial.
 - Domestic and agriculture.
 - Machinery equipment.

Operating Condition

- Rated Voltage : 220V (Single Phase)380V (Three phase)
- Rated frequency : 50Hz
- RPM 1400 , 2900
- IP 54
- Duty:- S1



Model	A	AA	AB	BB	HA	AC	HD	B	C	D	DH	E	F	G	H	K	KK		L
																	METRIC	PG	
PIM-1.5S4	140	37	175	150	10	175	230	125	56	24	M8 x 19	50	8	20	90	10	2-M25x1.5	2-PG16	340
PIM-2S4	140	37	175	150	10	175	230	125	56	24	M8 x 19	50	8	20	90	10	2-M25x1.5	2-PG16	340
PIM-3S4	160	40	200	172	11	196	260	140	63	28	M10 x 22	60	8	24	100	12	2-M32x1.5	2-PG21	385
PIM-1.5S2	125	35	165	125	9	160	215	100	50	19	M6 x 16	40	6	15.5	80	10	2-M20x1.5	2-PG16	290
PIM-2S2	140	37	175	150	10	175	230	125	56	24	M8 x 19	50	8	20	90	10	2-M25x1.5	2-PG16	340
PIM-3S2	140	37	175	150	10	175	230	125	56	24	M8 x 19	50	8	20	90	10	2-M25x1.5	2-PG16	340
PIM-1T2	125	35	156	125	9	155	215	100	50	19	M6 x 16	40	6	15.5	80	10	2-M20x1.5	2-PG16	287
PIM-1.5T2	125	35	156	125	9	155	215	100	50	19	M6 x 16	40	6	15.5	80	10	2-M20x1.5	2-PG16	287
PIM-2T2	140	37	175	125	10	175	230	100	56	24	M8 x 19	50	8	20	90	10	2-M25x1.5	2-PG16	315
PIM-3T2	140	37	175	150	10	175	230	125	56	24	M8 x 19	50	8	20	90	10	2-M25x1.5	2-PG16	340
PIM-5.5T2	190	41	230	181	12	220	290	140	70	28	M10 x 22	60	8	24	112	12	2-M32x1.5	2-PG21	400
PIM-7.5T2	216	51	260	186	15	259	338	140	89	38	M12 x 28	80	10	33	132	12	2-M32x1.5	2-PG21	483
PIM-10T2	216	51	260	186	15	259	338	140	89	38	M12 x 28	80	10	33	132	12	2-M32x1.5	2-PG21	483
PIM-15T2	254	55	320	260	18	315	420	210	108	42	M16 x 36	110	12	37	160	15	2-M40x1.5	2-PG29	615
PIM-20T2	254	55	320	260	18	315	420	210	108	42	M16 x 36	110	12	37	160	15	2-M40x1.5	2-PG29	615
PIM-25T2	254	55	320	304	18	315	420	254	108	42	M16 x 36	110	12	37	160	15	2-M40x1.5	2-PG29	658
PIM-1T4	125	35	156	125	9	155	215	100	50	19	M6 x 16	40	6	15.5	80	10	2-M20x1.5	2-PG16	287
PIM-1.5T4	140	37	175	125	10	175	230	100	56	24	M8 x 19	50	8	20	90	10	2-M25x1.5	2-PG16	315
PIM-2T4	140	37	175	150	10	175	230	125	56	24	M8 x 19	50	8	20	90	10	2-M25x1.5	2-PG16	340
PIM-3T4	160	40	200	172	11	196	260	140	63	28	M10 x 22	60	8	24	100	12	2-M32x1.5	2-PG21	385
PIM-5.5T4	190	41	230	181	12	220	290	140	70	28	M10 x 22	60	8	24	112	12	2-M32x1.5	2-PG21	400
PIM-7.5T4	216	51	260	186	15	259	338	140	89	38	M12 x 28	80	10	33	132	12	2-M32x1.5	2-PG21	483
PIM-10T4	216	51	260	224	15	259	338	178	89	38	M12 x 28	80	10	33	132	12	2-M32x1.5	2-PG21	510
PIM-15T4	254	55	320	260	18	315	420	210	108	42	M16 x 36	110	12	37	160	15	2-M40x1.5	2-PG29	615
PIM-20T4	254	55	320	304	18	315	420	254	108	42	M16 x 36	110	12	37	160	15	2-M40x1.5	2-PG29	660

Model	A	A/2	B	C	D	E	F	G	H	K	AB	AC	AD	HD	L	DH
PIM-25T4	279	139.5	241	121	48	110	14	42.5	180	15	355	355	280	455	700	M16 x 36
PIM-30T4	279	139.5	241	121	48	110	14	42.5	180	15	355	355	280	455	740	M16 x 36
PIM-40T4	318	159	305	133	55	110	16	49	200	19	395	397	305	505	770	M20x 42
PIM-50T4	356	178	286	149	60	140	18	53	225	19	435	445	335	560	815	M20x 42
PIM-60T4	356	178	311	149	60	140	18	53	225	19	435	445	335	560	845	M20x 42
PIM-75T4	406	203	349	168	65	140	18	58	250	24	490	485	370	615	920	M20x 42
PIM-100T4	457	228.5	368	190	75	140	20	67.5	280	24	550	547	410	680	995	M20x 42
PIM-30T2	279	139.5	241	121	48	110	14	42.5	180	15	355	355	280	455	700	M16 x 36
PIM-40T2	318	159	305	133	55	110	16	49	200	19	395	397	305	505	770	M20x 42
PIM-50T2	318	159	305	133	55	110	16	49	200	19	395	397	305	505	770	M20x 42
PIM-60T2	356	178	311	149	60	140	18	53	225	19	435	445	335	560	845	M20x 42
PIM-75T2	406	203	349	168	65	140	18	58	250	24	490	485	370	615	920	M20x 42
PIM-100T2	457	228.5	368	190	75	140	20	67.5	280	24	550	547	410	680	995	M20x 42

- IE2 and IE3 for Optimum Eff.
- IP-55 and IP-56 are available on request

Motor Selection Chart

Model	HP	Kw	Voltage	RPM/SPEED
PIM-1.5S4	1.5	1.1	220	1400
PIM-2S4	2	1.5	220	1400
PIM-3S4	3	2.2	220	1400
PIM-1.5S2	1.5	1.1	220	2900
PIM-2S2	2	1.5	220	2900
PIM-3S2	3	2.2	220	2900
PIM-1T2	1	0.75	380	2900
PIM-1.5T2	1.5	1.1	380	2900
PIM-2T2	2	1.5	380	2900
PIM-3T2	3	2.2	380	2900
PIM-5.5T2	5.5	4	380	2900
PIM-7.5T2	7.5	5.5	380	2900
PIM-10T2	10	7.5	380	2900
PIM-15T2	15	11	380	2900
PIM-20T2	20	15	380	2900
PIM-25T2	25	18.5	380	2900
PIM-30T2	30	22	380	2900
PIM-40T2	40	30	380	2900
PIM-50T2	50	37	380	2900

Model	HP	Kw	Voltage	RPM/SPEED
PIM-60T2	60	45	380	2900
PIM-75T	75	56	380	2900
PIM-100T2	100	75	380	2900
PIM-1T4	1	0.75	380	1400
PIM-1.5T4	1.5	1.1	380	1400
PIM-2T4	2	1.5	380	1400
PIM-3T4	3	2.2	380	1400
PIM-5.5T4	5.5	4	380	1400
PIM-7.5T4	7.5	5.5	380	1400
PIM-10T4	10	7.5	380	1400
PIM-15T4	15	11	380	1400
PIM-20T4	20	15	380	1400
PIM-25T4	25	18.5	380	1400
PIM-30T4	30	22	380	1400
PIM-40T4	40	30	380	1400
PIM-50T4	50	37	380	1400
PIM-60T4	60	45	380	1400
PIM-75T4	75	56	380	1400
PIM-100T4	100	75	380	1400

PRAKASH

Worldwide

Prakash Pump

Naroda Road, Ahmedabad-380025. Gujarat, India

Phone : +919925249371 | Email:info@prakashpump.com | www.prakashpump.com

UAE : 00971 50 6731283 | 00971 37222733

Oman : 00968 95690021 | 00968 26883982



Scan QR Code to Get
Quotation by Email



Scan QR Code to Get
Quotation by SMS



Scan QR Code to
Download e-Catalogue

