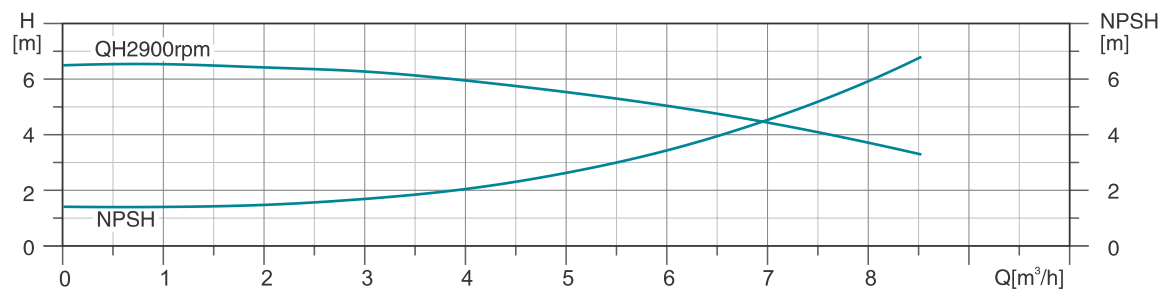
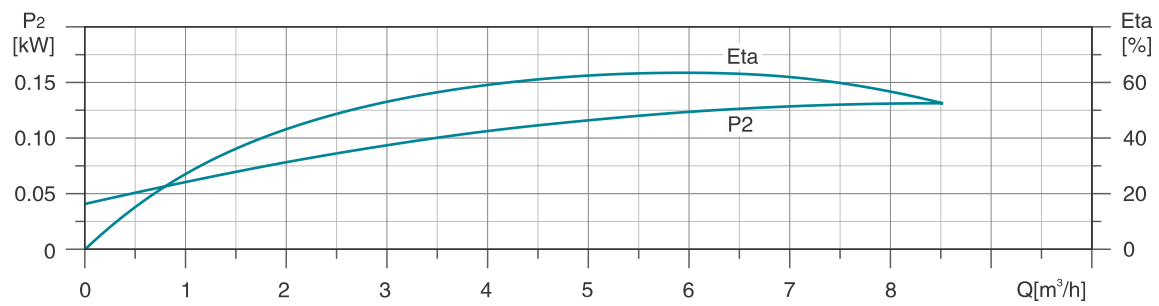
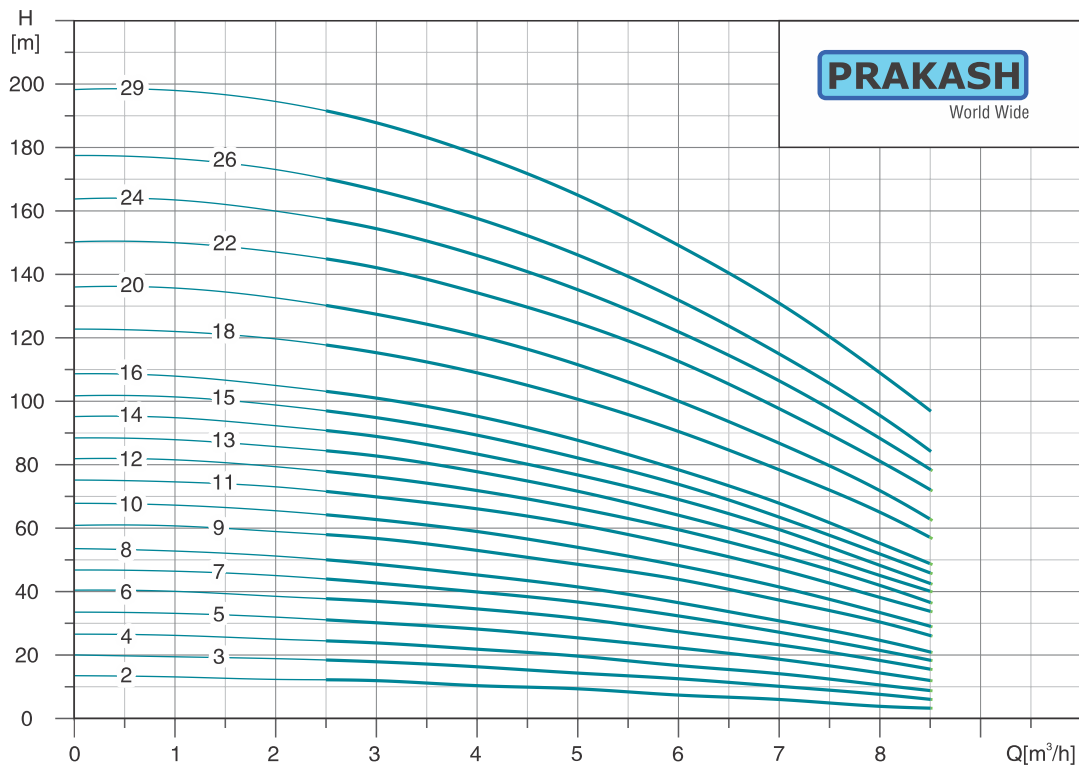


HYDRAULIC PERFORMANCE CURVE PVMP5



SERVICE AT YOUR DOOR STEP ✓

PERFORMANCE CHART PVMP5

Model	POWER		FLOW	US GPM	0	4	9	13	18	22	26	31
	Kw	HP		M3/h	0	1	2	3	4	5	6	7
				LPM	0	17	33	50	67	83	100	117
PVMP5-2	0.37	0.5	HEAD IN METERS		13	13	13	12	11	9	7	6
PVMP5-3	0.55	0.75		19	19	19	18	16	14	12	10	
PVMP5-4	0.55	0.75		26	26	25	24	22	19	16	14	
PVMP5-5	0.75	1.0		33	33	32	30	28	25	22	18	
PVMP5-6	1.1	1.5		40	40	39	37	34	31	27	23	
PVMP5-7	1.1	1.5		46	46	45	42	40	36	32	27	
PVMP5-8	1.1	1.5		53	53	51	48	45	41	36	31	
PVMP5-9	1.5	2.0		60	60	59	56	53	48	44	37	
PVMP5-10	1.5	2.0		67	67	65	62	59	54	48	41	
PVMP5-11	2.2	3.0		74	74	73	70	66	61	54	47	
PVMP5-12	2.2	3.0		81	81	79	76	72	66	59	51	
PVMP5-13	2.2	3.0		88	88	85	82	78	71	64	55	
PVMP5-14	2.2	3.0		95	95	92	89	83	77	69	60	
PVMP5-15	2.2	3.0		101	101	99	95	89	82	74	63	
PVMP5-16	2.2	3.0		108	108	105	101	95	87	78	68	
PVMP5-18	3	4.0		122	122	119	115	109	100	90	78	
PVMP5-20	3	4.0		135	135	132	127	120	111	100	87	
PVMP5-22	4	5.5		150	150	147	142	134	124	112	97	
PVMP5-24	4	5.5		163	163	160	154	146	135	122	106	
PVMP5-26	4	5.5		176	176	173	166	157	146	132	115	
PVMP5-29	4	5.5		198	198	194	188	178	165	149	131	

Dimension Drawing

MODEL	OVAL PVMP(C)		DIN PVMP(S)		D1	D2
	B1	B1 + B2	B1	B1 + B2		
PVMP5-2	256	486	282	512	136	109
PVMP5-3	283	513	309	539	136	109
PVMP5-4	310	540	336	566	136	109
PVMP5-5	341	591	367	617	155	124
PVMP5-6	368	618	394	644	155	124
PVMP5-7	395	645	421	671	155	124
PVMP5-8	422	672	448	698	155	124
PVMP5-9	465	775	491	801	175	137
PVMP5-10	492	802	518	828	175	137
PVMP5-11	519	829	545	855	175	137
PVMP5-12	546	856	572	882	175	137
PVMP5-13	573	883	599	909	175	137
PVMP5-14	600	910	626	936	175	137
PVMP5-15	627	937	653	963	175	137
PVMP5-16	654	964	680	990	175	137
PVMP5-18	712	1042	738	1068	195	151
PVMP5-20	766	1096	792	1122	195	151
PVMP5-22	820	1177	846	1203	219	169
PVMP5-24	874	1231	900	1257	219	169
PVMP5-26	928	1285	954	1311	219	169
PVMP5-29	1009	1366	1035	1392	219	169

Note: B1 and B1 + B2 of clamp connector and threaded connector are in compliance with that of DIN flange.

NOTES:-
 PVMP(C)= PRAKASH PUMP VERTICAL MULTISTAGE CENTRIFUGAL CAST IRON BASE AND PUMP COVER
 PVMP(S)= PRAKASH PUMP VERTICAL MULTISTAGE CENTRIFUGAL STAINLESS STEEL WETTED PARTS